

Year: XIX

ISSUE: 173

Volume: 223

Nepal Telecommunications Authority

Telecommunication Indicators

Jestha, 2080 (15 May-14 June, 2023)

P.O. Box No. 9754
Jamal, Kathmandu
Phone No.: +977-1-5355464
Fax No.: +977-1-5355250
E-mail: ntra@nta.gov.np, info@nta.gov.np
URL: www.nta.gov.np

Published on
Ashoj, 2080

Contents

1. Voice Telephony.....	3
1.1 Subscription of Voice Telephony Service	3
1.2 Service wise Market proportion of voice service (Based on subscription)	3
1.3 Operator-wise Market proportion of voice service (Based on Sim subscription)	4
1.4 Population Penetration (%) of voice service (Based on Subscription)	4
2. Internet Service.....	5
2.1 Subscription of Broadband Internet Service	5
2.2 Market Proportion of Data Service (Technology-wise).....	5
2.3 Market Proportion of Mobile Broadband Service (Based on Sim Subscription).....	6
2.4 Population Penetration of Broadband Service (Based on Subscription).....	6
2.5 Number of Subscribers (Fixed Internet Service	7
2.6 Market proportion of Fixed Broadband service (Operator-wise).....	7
2.7 Technology used in Broadband Service.....	8

1. Voice Telephony

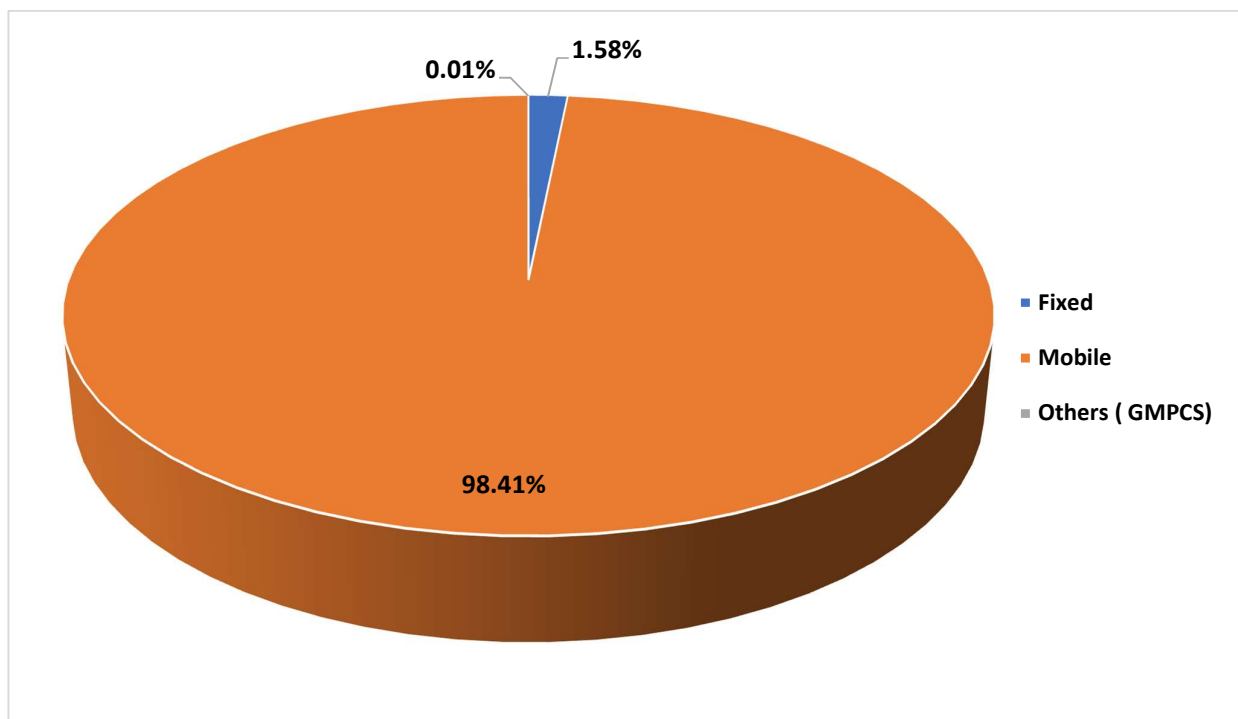
1.1 Subscription of Voice Telephony Service

Operator		Technology	KP	MP	BP	GP	LP	KP	SP	Total	
Nepal Doorsanchar Company Ltd.	Fixed	PSTN								430,230	547,185
		VSAT								86	
		WLL								116,869	
	Mobile	CDMA								319,584	34,031,555
		GSM/IMT								20,231,450	
Ncell Axiata Ltd.	Mobile	GSM/IMT								13,480,521	
Others	Others	GMPCS								2,986	2,986
Total										34,581,726	
Services											
Fixed										1.88	
Mobile										116.69	
Others (GMPCS)										0.01	
Total										118.57	

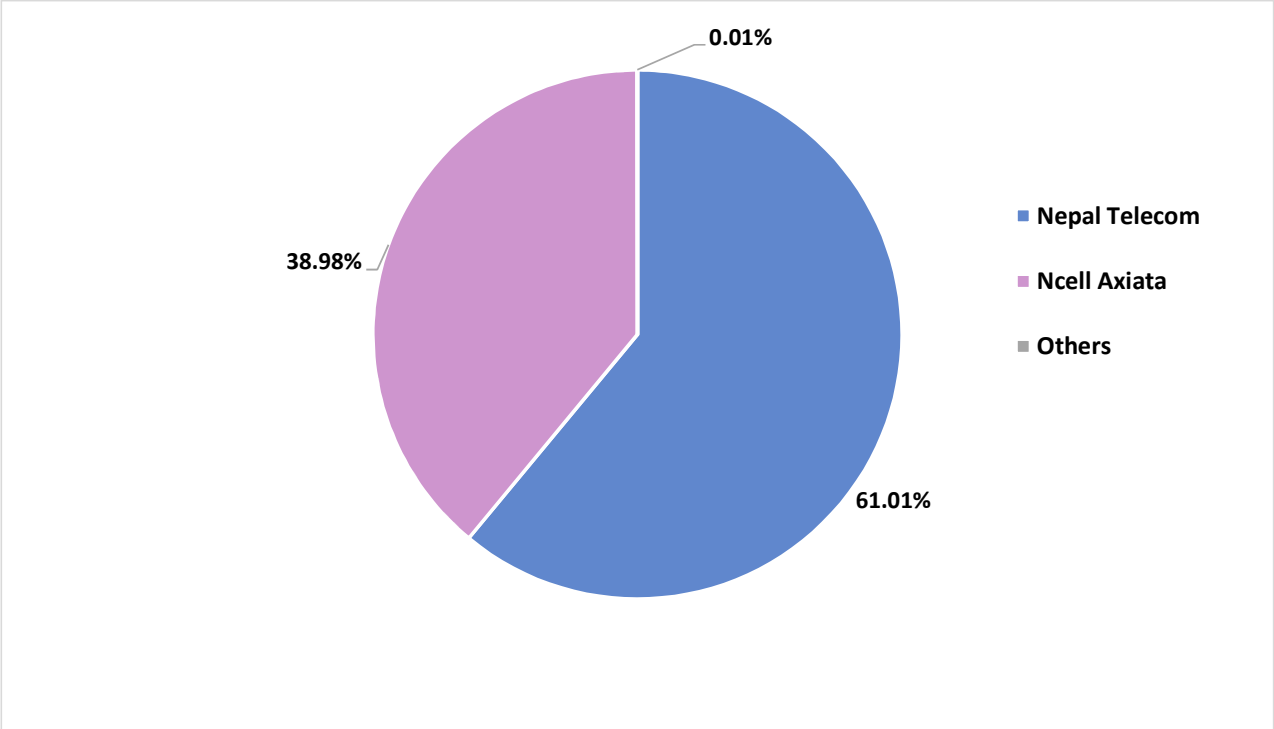
Population Projection (2011-2031)) 2,91,64,578 (Source: cbs.gov.np)

*KP= Koshi Province, MP=Madhesh Province, BP=Bagmati Province, GP=Gandaki Province, LP=Lumbini Province, KP=Karnali Province, SP=Sudurpaschim Province

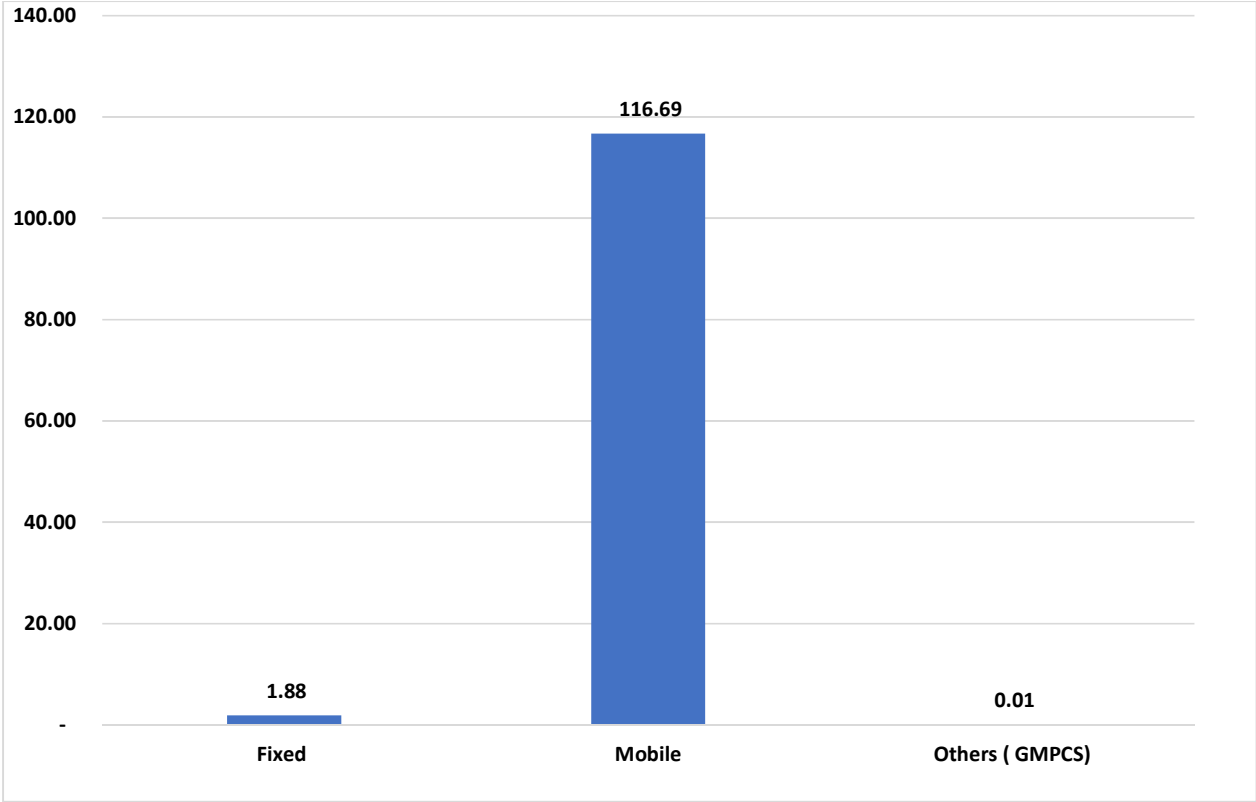
1.2 Service wise Market Proportion of Voice Service (Based on Subscription)



1.3 Operator-wise Market Proportion of Voice Service (Based on Sim Subscription)



1.4 Population Penetration (%) of Voice Service (Based on Subscription)



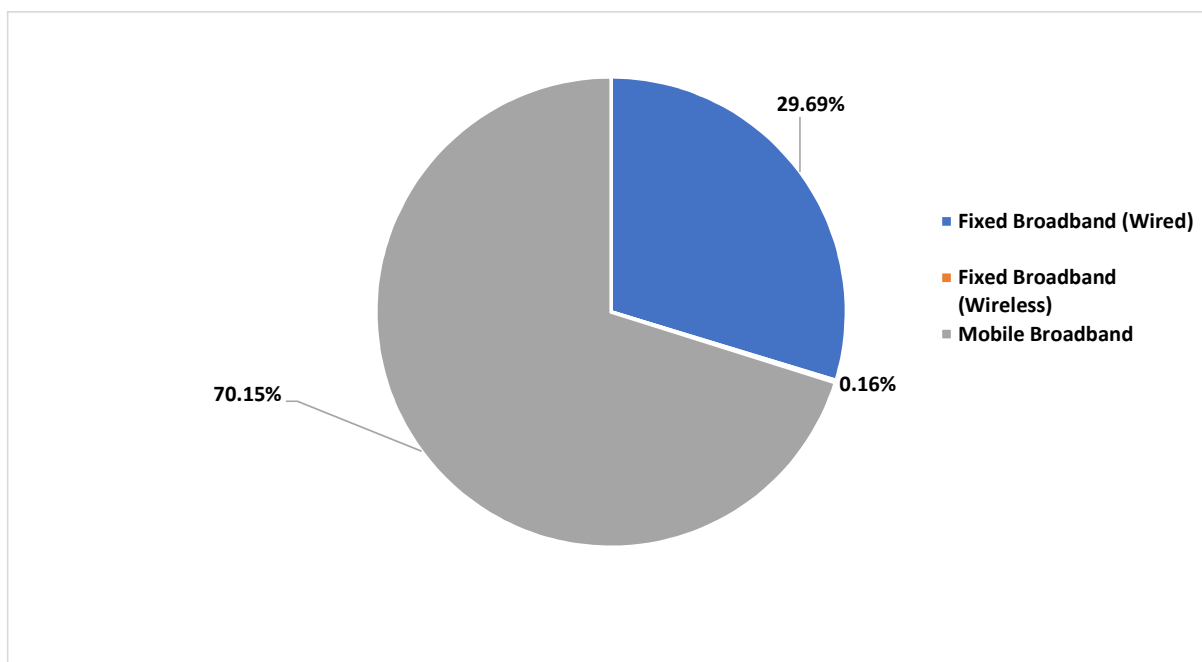
2. Internet Service

2.1 Subscription of Broadband Internet Service

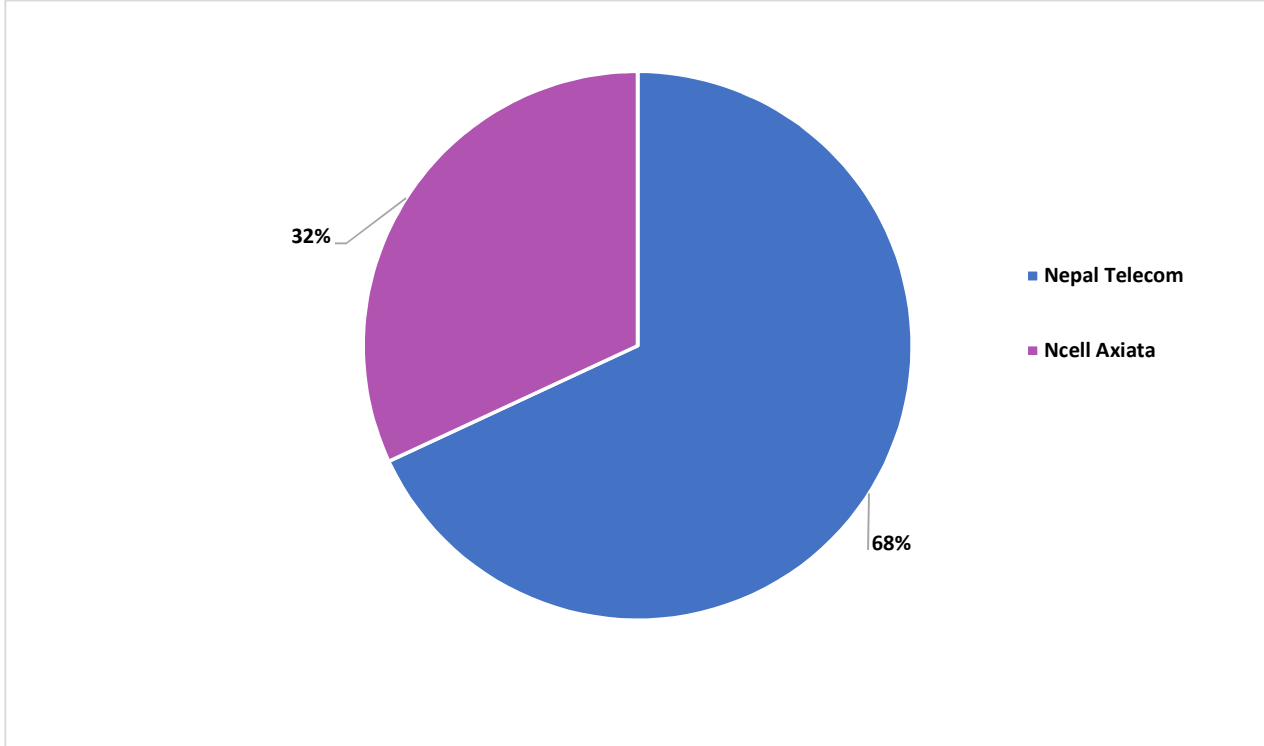
Services		Subscribers			Total
		Nepal Telecom	Ncell Axiata	ISPs	
Fixed Broadband (Wired)	ADSL #	213,422	-	-	213,422
	Cable/ FTTH #	1,055,307	-	10,495,634	11,550,941
	Internet Leased Line				-
Fixed Broadband (Wireless)	Radio (WIFI) #			62,622	62,622
	WiMAX #				-
Mobile Broadband	3G	5,941,167	1,759,057		7,700,224
	4G	12,847,207	7,114,900		19,962,107
	EVDO	136,573			136,573
Total		20,193,676	8,873,957	10,558,256	39,625,889
Services		Subscription (%)			
Fixed Broadband (Wired) #		40.34			
Fixed Broadband (Wireless) #		0.21			
Mobile Broadband		95.32			
Total Broadband (%)		135.87			

Note: Data/Internet Service through GPRS Service is excluded in Broadband subscription
 # 1 Connection equal to 4.37 subscribers for fixed broadband (Source: cbs.gov.np)

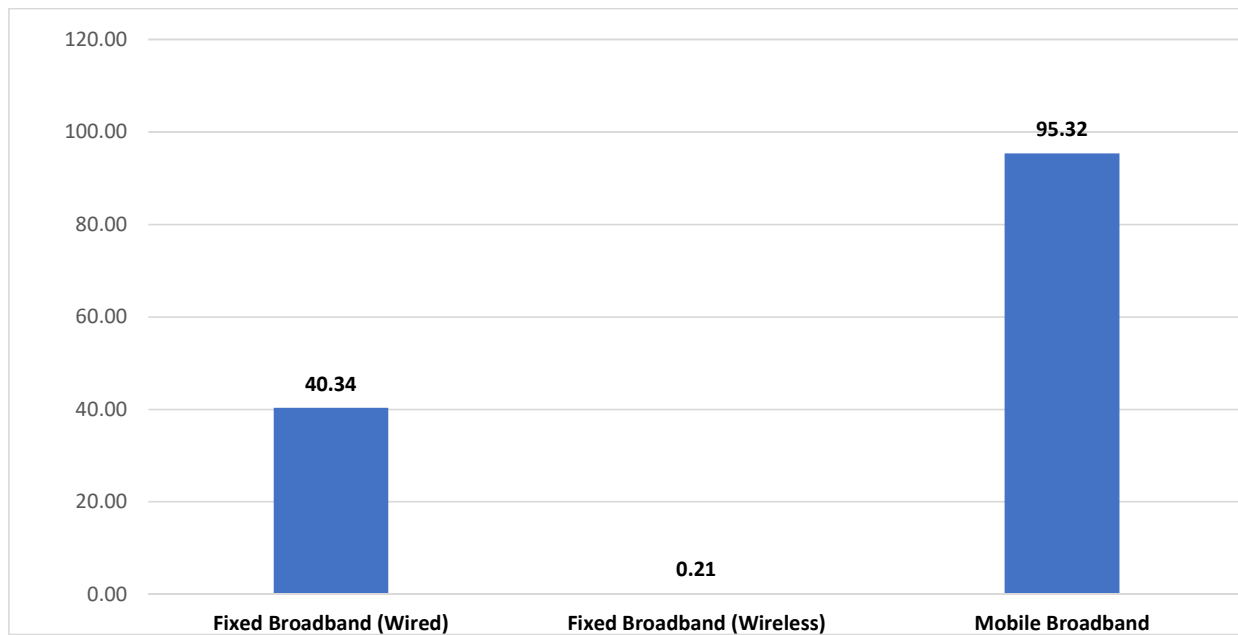
2.2 Market Proportion of Data Service (Technology-wise)



2.3 Market Proportion of Mobile Broadband Service (Based on Sim Subscription)



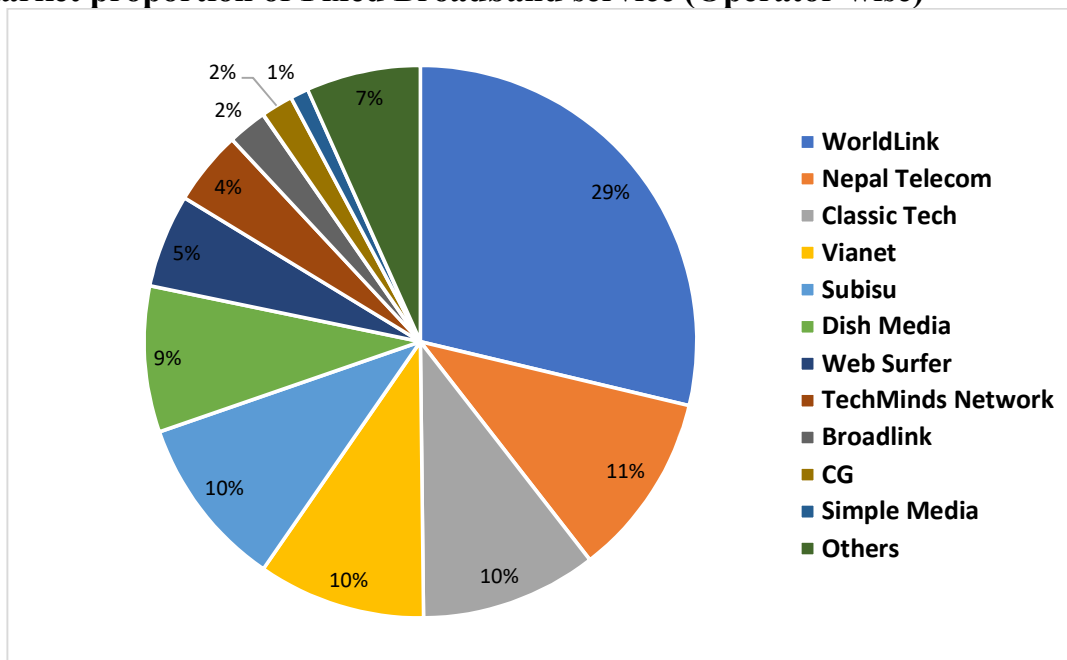
2.4 Population Penetration of Broadband Service (Based on Subscription)



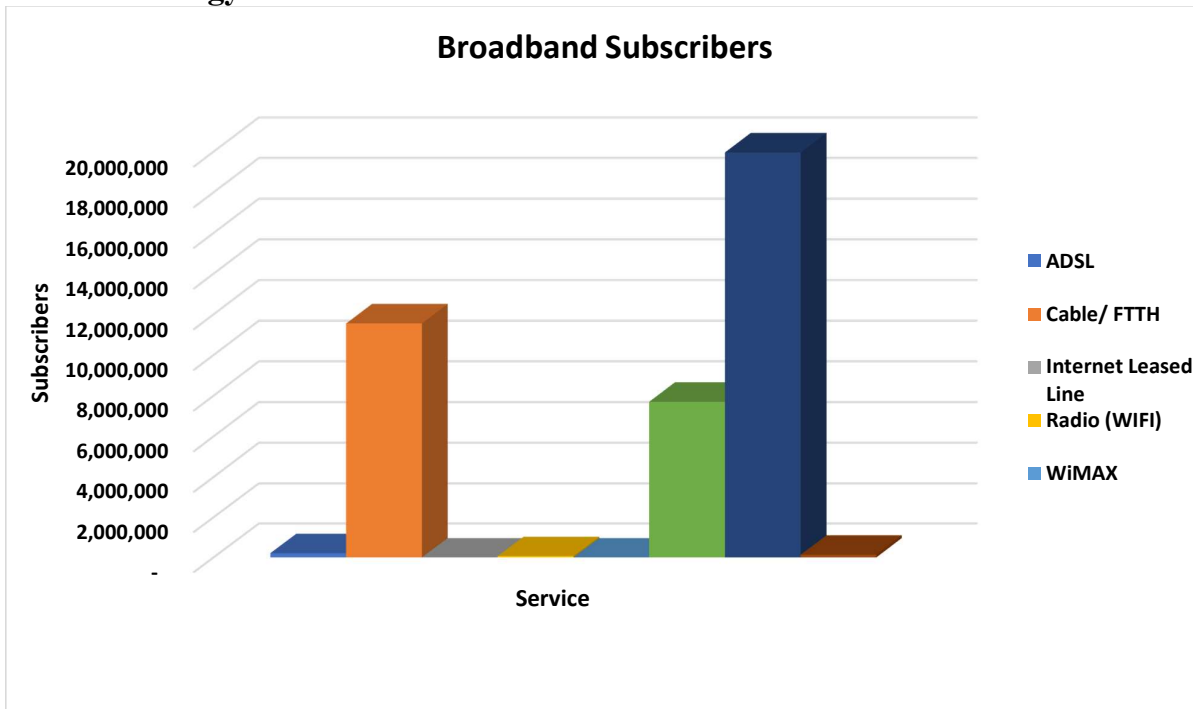
2.5 Number of Subscribers (Fixed Internet Service)

S. N.	Operator	Wireless	Cable	Fiber	Total
1	WorldLink Communications Ltd. Jawalakhel, Lalitpur	818	71	772,070	772,959
2	Nepal Doorsanchar Company Limited	-	48,838	241,489	290,327
3	Classic Tech Pvt. Ltd., Baneshwor, Kathamandu	703	-	277,079	277,782
4	Vianet communications Limited, Jawalakhel, Lalitpur*	-	-	264,083	264,083
5	Subisu Cablenet Ltd. Baluwatar, Kathmandu	3,138	82	268,301	271,521
6	Dish Media Network Ltd.,Kathmandu*	-	-	229,646	229,646
7	Web Surfer Nepal Communication. System Pvt. Ltd Kathmandu*	2,038	-	145,409	147,447
8	TechMinds Network Pvt.Ltd., Narayangarh, Chitwan	1,290	-	115,675	116,965
9	Broadlink Network & Communication Limited, Kathmandu	100	-	61,752	61,852
10	CG Communications Ltd	-	-	50,293	50,293
11	Simple Media Network Pvt.Ltd., Kathmandu*	-	-	29,055	29,055
12	Fiberworld Communication Pvt Ltd,Nawalparasi*	-	-	24,745	24,745
13	Konnnect Nepal Network Nepal*	60	-	18,510	18,570
14	Arrownet Pvt. Ltd. , Tripureshwor, Kathmandu	74	-	13,178	13,252
15	First Link communication Pvt.Ltd*	-	-	16,355	16,355
16	DG Link Network Pvt. Ltd., Tanahun	-	-	639	639
17	Pokhara Internet Pvt. Ltd., Pokhara, Kaski*	284	-	9,814	10,098
18	Oasis Broadband Internet Pvt. Ltd., Kamaladi, Kathmandu	-	-	612	612
19	Net Max Technologies P. Ltd, Anamnagar, Kathmandu*	91	-	8,467	8,558
20	Eastlink Technology Pvt. Ltd., Tripureshwor, Kathmandu*	-	-	6,043	6,043
	Others	5,734	1,240	74,298	81,272
	Total	14,330	50,231	2,627,513	2,692,074

2.6 Market proportion of Fixed Broadband service (Operator-wise)



2.7 Technology used in Broadband Service



Contact:

Nepal Telecommunications Authority
Jamal, Kathmandu
Phone No.: +977-1-5355474
Fax No.: +977-1-5355250
E-mail: info@nta.gov.np, ntra@nta.gov.np